

Driveways / Yards / Trails

DR72 Tongue Towed
DR72 Direct Mount Quick Attach

Productivity Performance

Features:

Multiple Attachments for use on different types of driveways, yards and trails.

Best used on rock or surfaces from 1.00" diameter and smaller.

Quick "Drop Off" attachments makes converting quick and easy.

72" wide models available.

5 Different Lift Systems (Tongue Towed Models).

No Air - No Flat wheels (Tongue Towed Models).

Easy to use.

Heavy Duty - Powder Coated.

Numerous optional attachments.

Reduces Your Prep Time

Need to travel from one

Makes Travel Easier

Patent Pending

"Quick Attach Swivel"™ Driveway / Trail Groomer



Direct Mount Quick Attach Swivel models connect directly to the rear of tow vehicles. Groomer has no wheels, no frame, no tongue. Simply lift it when traveling from one location to another. 72" wide and 84" wide models available. Connects and disconnects (to tow vehicle) in less than 60 seconds. Mounts on vehicles with 1.25" or 2.00" rear receiver hitches and 3 Pt. Lift for sub compact Tractors. Performance meets Convenience.

Convenience

Driveways - Yards - Trails Groomer

Need constant upkeep to keep them in condition. Great maintenance machine for municipalities, property owners, schools, rec departments, etc. Easy to use.

Pull with your choice of tow vehicles.



"Quick Attach Swivel" QAS™




Driveway / Yards / Trails

Driveways, Yards and Trail grooming usually forces user's to make use of tools that just don't do the job.

Our groomer has been extensively tested on rocks, pebbles, and many aggregate surfaces and outperforms the competition. Most successful on materials


1.00" diameter or smaller.

"Loosens and Levels"



"Drop Off Attachments"
Converts quick and easy.

For those who need the convenience of "easy travel" our direct mounted "Quick Attach" models removes burden of tongue towing a groomer or having to trailer it to go from one location to another.



"Quick Attach Swivel" QAS. Rear mount "Quick Attach Swivel" groomers connect and disconnect in less than 60 seconds. You can still use your tow vehicle for other uses. When it's "grooming time" attaching the groomer is quick & easy.

Rear mount "Quick Attach Swivel" groomers swivel when you groom creating a nicer finish. We've combined rear quick attached and swivel technology that no other competitor has accomplished.....it's an engineering feat only mastered by Heying Company.



Swivels When You Groom

Why This Groomer? With labor expenses rising everyone is looking for ways to improve efficiency and production. Versatile groomer for variety of rock and pebble grooming. Maintenance personnel's favorite tool. Property owner's groomer of choice. Municipalities make use of this groomer on multiple surfaces throughout the year. Very easy to use.

Trail User's Love the Quick Improvement.

Property Owners Want an Easy to Use Groomer for Driveways & Yard Maintenance.

Cities and Towns Best Kept Secret Tool.

Heying Groomers are the Answer to Many Maintenance Jobs.

Helping Those Who Help Others Play!

Give Them the Playing Surface They Deserve.



Heying Company Alton, IA 51003
Ph. 712.756.8847
www.heyingscompany.com
Made in USA

DR72 Tongue Towed Field Finisher Models	72"
DR72-WR Wireless Remote Control (Battery on Groomer).	
DR72-SG Corded SwitchBox Control (Battery on Groomer).	
DR72-SB Corded SwitchBox (Uses Battery of Tow Vehicle).	
DR72-PW Portable Wireless Remote Control (Uses Battery of Tow Vehicle).	
DR72-HW Hard Wired into Tow Vehicle (with Dash Switch).	
DR72 Direct Mount Quick Attach Pro Groomer Models	72"
DR72-TX John Deere Gator TX Vehicle (with special brackets).	
DR72-GT Toro GTX Workman Vehicle (with special brackets).	
DR72-QR Side by Sides & UTV's with 1.25" or 2.00" Receivers.	

Optional Attachments

- Additional 6-Brush High Performance Broom Carriage.
- Magnet (72" wide helps remove ferrous materials).
- Rear Mount Drag Mat with Rack (84" wide).
- Drag Mat Rack Only (customer can use their own drag mat).
- Metal Grading Bar 72" wide.
- Rubber Mat 72" wide.
- Ball Coupler Hitches (1-7/8" or 2.00") for Tongue Towed models.
- Rear Pin Style Hitch / Drawbar for Quick Attach models (use when groomer not attached).
- Rear Receiver Hitches (1.25" or 2.00") for Quick Attach models (use when groomer not attached).